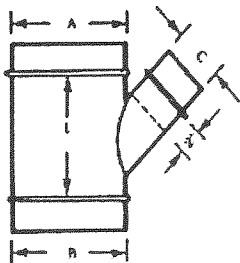


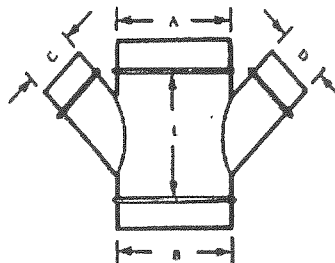
**ROUND FITTINGS AND OTHER INFORMATION**

*Based On SMACNA Standards*

All Laterals Get 2" Throats

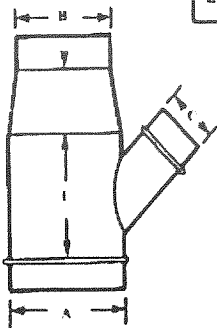


LATERAL TEE

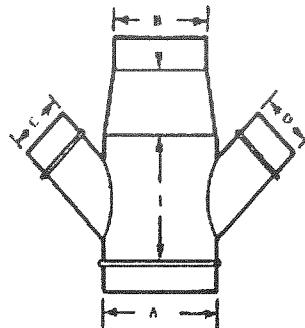


LATERAL CROSS

45° LATERAL  
 $L = (C \text{ or } D \times 1.41) + 2'$   
 30° LATERAL  
 $L = (C \text{ or } D \times 2) + 2'$   
 60° LATERAL  
 $L = (C \text{ or } D \times 1.15) + 2'$



REDUCING LATERAL TEE



REDUCING LATERAL CROSS